



2021

ELECTRICAL CATALOG

ABOUT US

Sunshine Lighting was founded in 1980 by Morty Kohn as a one-person operation. It evolved into a multinational enterprise, growing at a rapid pace to become one of the leading lighting manufacturers in the United States. Sunshine Lighting takes great pride in maintaining a personal relationship with each customer.

In 1996 Sunshine Lighting began developing and manufacturing the Sunlite® brand. We are producing many lighting technologies, including a vast selection of LED, Compact Fluorescent, Incandescent, HID, Halogen, Decorative, Miniature, Specialty, Stage and Studio lamps, as well as an extensive collection of electrical supplies and Light Fixtures. The Sunlite® brand has gained a reputation for quality and affordability and keeps up with the latest technologies to provide the most advanced products in the lighting industry.

In today's fast-paced world, we understand that availability is vital. With our 100,000+ square feet of warehouse space, we stock more than 13,000 different products so that we can provide immediate service to all our customers. We also carry all major brands, including Osram-Sylvania, General Electric (GE), Philips, Ushio, Universal, and many others.

Through customer interaction and feedback, we work tirelessly to introduce new and innovative products to the marketplace as well as continually improving our existing line of items to meet the high expectations our customers have come to rely on us.

Our dedicated team of technical and product specialists ensures that our products designed with safety and the environment in mind. Many of our products carry the Underwriters Laboratories and Energy Star certifications. Sunlite® partnered with the U.S. Department of Energy (DOE) Lighting Facts program, the Design Lights Consortium (DLC), and the American Lighting Association (ALA) among others.

sunlite®

Copyright ©2020 Sunlite

For Product inquiries or to place an order, please contact us at:

TOLL FREE PHONE: 800.605. BULB
VISIT: www.sunlite.com
For general information: info@sunlite.com
Sales department: sales@sunlite.com
To Request a catalog: catalog@sunlite.com

NYC Warehouse
744 Clinton Street
Brooklyn, NY 11231
Tel: 718.768.7000
Fax: 718.768.0970

Florida Warehouse
3698 1/2 NW 16th Street Bay A
Lauderhill, FL 33311
Tel: 954.316.6130
Fax: 954.316.6019

TABLE OF CONTENTS



Extension Cords
P 4



Extension Cords
P 5



Lamp Holders
P 5



Outlet Adapters
P 5




Socket Adapters
P 6



Wall Switches
P 6



Wall Receptacles
P 7



Wall Plates
P 8



Dimmer Switches
P 9



Timers
P 9



Fuses
P 10



Wire Connectors
P 10



Power Plug Disconnect
P 10



Starters
P 10



Linear Sockets
P 10



Electrical Tapes
P 11



Pull Chain
P 11



Photo Control
P 11



Flashlights
P 11



Lantern
P 11



Night Lights
P 12



Desk Lamp
P 12



String Lights
P 12



Work Lights
P 13



Batteries
P 14



Ballast
P 14



A



B



C



D



E



F



G

Extension Cords

Item#	Description	Pack	Gauge	Amps	Volts	Resistance	Color	Length
Household								
A 04095-SU	EX6/BR	12	16/2	13	125	1625	Brown	6'
04105-SU	EX9/BR	12	16/2	13	125	1625	Brown	9'
04115-SU	EX12/BR	12	16/2	13	125	1625	Brown	12'
04125-SU	EX15/BR	12	16/2	13	125	1625	Brown	15'
04135-SU	EX20/BR	12	16/2	13	125	1625	Brown	20'
B 04100-SU	EX6/WM	12	16/2	13	125	1625	White	6'
04110-SU	EX9/WM	12	16/2	13	125	1625	White	9'
04120-SU	EX12/WM	12	16/2	13	125	1625	White	12'
04130-SU	EX15/WM	12	16/2	13	125	1625	White	15'
04140-SU	EX20/WM	12	16/2	13	125	1625	White	20'
C Appliance								
04145-SU	EX3/AP	12	14/3	15	125	1875	Beige/Grey	3'
04150-SU	EX6/AP	12	14/3	15	125	1875	Beige/Grey	6'
04155-SU	EX9/AP	12	14/3	15	125	1875	Beige/Grey	9'
04160-SU	EX12/AP	12	14/3	15	125	1875	Beige/Grey	12'
04165-SU	EX15/AP	12	14/3	15	125	1875	Beige/Grey	15'
D Heavy Duty								
04196-SU	EX20/HD/16/G	12	16/3	13	125	1625	Green	20'
04201-SU	EX40/HD/16/G	12	16/3	13	125	1625	Green	40'
04215-SU	EX25/HD/14/O	12	14/3	15	125	1875	Orange	25'
04200-SU	EX25/16/3/HD/O	12	16/3	13	125	1625	Orange	25'
04205-SU	EX50/HD/16/O	12	16/3	13	125	1625	Orange	50'
04225-SU	EX100/HD/14/O	4	14/3	13	125	1625	Orange	100'
04210-SU	EX100/HD/16/O	4	16/3	15	125	1875	Orange	100'
E Tri Tap								
04180-SU	EX25/TT/16/O	12	16/3	15	125	1875	Orange	25'
04190-SU	EX25/TT/14/O	12	14/3	15	125	1875	Orange	25'
F Range								
04172-SU	EX6/R	12	6/2, 8/1	50	125	6250	Grey	6'
G Outlet Adapters								
04099-SU	EX6/WIRE	50	Grounding Adapter	Bare Wire			Black	72' Plug



A



B

Surge Protectors

Item#	Description	Pack	Gauge	Amps	Volts	Resistance	Joules	Cord Length
A 04045-SU	ESP6/M Metal	12	14/3	15	125	1875	90	1.5'
B 04050-SU	ESP6/1.5F/Plastic	12	14/3	15	125	1875	90	1.5'
04046-SU	ESP6/3F/Plastic	12	14/3	15	125	1875	270	3'



A



B



C



D



Lamp Holders

Item#	Description	Pack	Type	Amps	Volts	Resistance
A 40880-SU	E196/LH	24	Porcelain Lamp Holder	5.3	125	660
B 20110-SU	E197/LH/KLW	24	Porcelain Lamp Holder with Wire Leads	5.3	125	660
C 20105-SU	E198LH/PC	24	Porcelain Lamp Holder with Pull Chain	5.3	125	660
D 46071-SU	FIX/LH/E26/BK/5'	24	Metal Porcelain Lamp Holder	5.3	125	660



A



B



C



D



E



F

**2X
USB**


Outlet Adapters

Item#	Description	Pack	Type	Tap From/To	Prong From/To
A Cube 04054-SU	E136	12	Polarized Cube Tap	1/2	2/2
B 6 Outlet 04075-SU	E137	12	6 Outlet Converter	2/6	3/3
C 3 Outlet USB 04068-SU	E148	12	3 Outlet Current Tap	3 Outlet	2 USB
D 3 Outlet Heavy Duty 04058-SU	E132	12	Outdoor Tri Tap	1/3	3/3
Ground Adapter					
E 04060-SU	E147/CD	12	Grounding Adapter	1/1	2/3
F 04065-SU	E147/B	100 bulk	Grounding Adapter	1/1	2/3




Socket Adapters

Item#	Description	Pack	Type	From	To
Medium					
A 50842-SU	E128	4	Socket Adapter	Medium Base	Candelabra Base
B 04049-SU	E131	25	Socket Extender	Medium Base	Medium Base
C 50800-SU	E186/CD	12	"Y" Adapter	Medium Base	2 Medium Bases
Mogul					
D 04053-SU	E129	25	Base Adapter Porcelain	Mogul Base	Medium Base
GU24					
E 04051-SU	E134		Base Adapter	Medium Base	Anti-Reverse GU24 Base
F 04062-SU	E139	6	Base Adapter	GU24 Base	Medium Base
Plug					
G 50810-SU	E187/CD	12	Socket Adapter	Outlet	Medium Base
With Wire					
H 04059-SU	E135	12	Socket with Side Bracket	Wire	GU24 Base
04063-SU		12	Socket with Side Clip	Wire	GU24 Base
04064-SU		12	Socket with Side Clips	Wire	Medium Base
I 50882-SU	LVS-4	12	Bipin G4, 5.3, 6.35 Socket	Wire	G4 Socket
J 50803-SU	SBS/WIRE	12	SBS	Wire	Medium Base




Wall Switches

Item#	Description	Pack	Type	Color	Amps	Volts	Resistance
Classic							
A 08100-SU	E505	12	On/Off Grounded Toggle Switch	White	15	120	1875
B 08105-SU	E506	10	On/Off Grounded Toggle Switch	Ivory	15	120	1875
3 Way							
C 08115-SU	E508	10	3 Way Grounded Toggle Switch	Ivory	15	120	1875
Rocker							
D 08120-SU	E509	12	On/Off Grounded Rocker Switch	White	15	120	1875
E 08130-SU	E511	12	3 Way Grounded Rocker Switch	White	15	120	1875



Wall Receptacles

Item#	Description	Pack	Type	Color	Amps	Volts	Resistance
A Classic							
08015-SU	E526/CD	12	15A Decorative Duplex Receptacle	Ivory	15	120	1875
08145-SU	E526	12	15A Decorative Duplex Receptacle	Ivory	15	120	1875
Tamperproof							
B							
08158-SU	E558	12	15A Decorative Duplex Receptacle	Ivory	15	120	1875
C							
08159-SU	E559	12	15A Decorative Duplex Receptacle	White	15	120	1875
GFCI							
D							
55410-SU	E542	12	15A Receptacle	White	15		
E							
55415-SU	E545	12	20A Receptacle	White	20		
USB							
F							
08153-SU	RECEPTACLE/USB/4.6A/WH/TR	10	USB 15A Receptacle	White	15	USB Ports 5V (4.6A)	
Duplex							
G							
08157-SU	E556	12	15A Duplex Receptacle	White	15	120	1875




Wall Plates


Item#	Description	Pack	Type	Color
Blank				
A				
50760-SU	E401/A	12	Blank	Almond
B				
50765-SU	E401/I	12	Blank	Ivory
C				
50768-SU	E401/S	12	Blank	Steel
D				
50770-SU	E401/W	25	Blank	White
Decorative/Toggle				
E				
50620-SU	E222/S	120	Toggle/Decorative Combo	Steel

Wall Plates

Duplex Receptacle



Item#	Description	Pack	Gang	Type	Color
A	1 Gang				
50608-SU	E211/A	12	1	Duplex	Almond
50602-SU	E211/I	12	1	Duplex	Ivory
50640-SU	E211/S	120	1	Duplex	Steel
50607-SU	E211/W	25	1	Duplex	White
B	2 Gang				
50613-SU	E212/A	12	2	Duplex	Almond
50612-SU	E212/I	12	2	Duplex	Ivory
50645-SU	E212/S	120	2	Duplex	Steel
50617-SU	E212/W	25	2	Duplex	White
C	3 Gang				
50650-SU	E213/S	120	3	Duplex	Steel
D	1 Gang				
50702-SU	E301/A	12	1	Decorative	Almond
50707-SU	E301/I	12	1	Decorative	Ivory
50703-SU	E301/S	12	1	Decorative	Steel
50712-SU	E301/W	25	1	Decorative	White
E	2 Gang				
50717-SU	E302/A	12	2	Decorative	Almond
50722-SU	E302/I	12	2	Decorative	Ivory
50718-SU	E302/S	120	2	Decorative	Steel
50727-SU	E302/W	25	2	Decorative	White
F	3 Gang				
50732-SU	E303/A	12	3	Decorative	Almond
50742-SU	E303/W	12	3	Decorative	White
50737-SU	E303/I	12	3	Decorative	Ivory
G	4 Gang				
50747-SU	E304/A	120	4	Decorative	Almond
50752-SU	E304/I	120	4	Decorative	Ivory
50757-SU	E304/W	120	4	Decorative	White



Wall Plates

Toggle Switch

Item#	Description	Pack	Gang	Type	Color
A	1 Gang				
50502-SU	E101/I	12	1	Toggle	Ivory
50625-SU	E101/S	120	1	Toggle	Steel
50507-SU	E101/W	12	1	Toggle	White
B	2 Gang				
50512-SU	E102/I	12	2	Toggle	Ivory
50630-SU	E102/S	120	2	Toggle	Steel
50517-SU	E102/W	25	2	Toggle	White
C	3 Gang				
50522-SU	E103/I	12	3	Toggle	Ivory
50635-SU	E103/S	120	3	Toggle	Steel
50527-SU	E103/W	12	3	Toggle	White
D	4 Gang				
50532-SU	E104/I	12	4	Toggle	Ivory
50537-SU	E104/W	12	4	Toggle	White



A



B



C



D



E

Built-in LED Driver



Three Interchangeable Face Plates

Built-in Driver

Simplifies Your LED Installation
Eliminates Compatibility Issues

Converts 120 AC to
Constant Low-voltage 24V (DC)
100 Wattage Load

No More Hiding Transformer

Dimmer Switches

Item#	Description	Pack	Type	Amps	Volts	Resistance	Color
A Rocker							
55157-SU	DIMMER/LED/WH ROCKER	12	3 Way Rocker Dimmer		120	600	White
55159-SU	DIMMER/LED/WH/0-10V	12	3 Way Rocker Dimmer (0-10V)		120	600	White
B Rotary							
55005-SU	E1000/W	10	Rotary Dimmer	5	120	600	White
55000-SU	E1000/I	10	Rotary Dimmer	5	120	600	Ivory
C Touch							
55050-SU	E1010/I	10	Touch Dimmer	5	120	600	Ivory
D Slide							
55100-SU	E1020/I	10	Slide Dimmer with LED	5	120	700	Ivory
55150-SU	E1030/I	10	Slide Dimmer with LED / On/Off Switch	5	120	700	Ivory
E Slide Combo							
88655-MKS	DIM/DRI/SWITCH/100W/24V	25	Dimmer Driver Switch Combo	5	Input 120 / Output 24		Mix



A



B



C



D

Timers

Item#	Description	Pack	Type	Cycle	Amps	Volts	Resistance
Wall							
A	04995-SU	10	Digital In-Wall Timer	7 Day	15	120	1800
B	05014-SU	12	Manual In-Wall Timer	24 Hour	15	120	1800
Plug							
C	05003-SU	12	Heavy Duty Appliance Timer	24 Hour	15	115	1725
D	05005-SU	12	Heavy Duty Digital Timer	7 Day	15	115	1725



Fuses

Item#	Description	Type	Color	Amps
37210-SU	SL25/4PK	Rejection Fuse	Green	25
37215-SU	SL30/4PK	Rejection Fuse	Green	30
37230-SU	TL25/4PK	Edison Fuse	Green	25

Wire Connectors



Item#	Description	Type	Color	Gauge	Size
50895-SU	WC1/25/G	Wire Connector	Grey	16	250 Pack
50890-SU	WC1/100/G	Wire Connector	Grey	16	100 Pack
50896-SU	WC2/25/B	Wire Connector	Blue	14	250 Pack
50897-SU	WC3/25/O	Wire Connector	Orange	14	250 Pack
50898-SU	WC4/25/Y	Wire Connector	Yellow	12	250 Pack
50893-SU	WC4/100/Y	Wire Connector	Yellow	12	100 Pack
50899-SU	WC6/25/R	Wire Connector	Red	10	250 Pack
50894-SU	WC6/100/R	Wire Connector	Red	10	100 Pack



Power Plug Disconnect


Item#	Description	Pack	Type	Electrical	Material
50889-SU	30-102	50	Wire Connector	Power Plug Disconnect	Plastic

Starters



Item#	Description	Pack	Type	For Lamp
37100-SU	E700	25	FS2 Fluorescent Lamp Starter	F14, F15, F20
37110-SU	E710	25	FS4 Fluorescent Lamp Starter	F13, F30, F40
37120-SU	E720	25	FS5 Fluorescent Lamp Starter	F4, F6, F8
37130-SU	E730	25	FS12 Fluorescent Lamp Starter	FC12
37150-SU	E750	25	FS25 Fluorescent Lamp Starter	FC5, FC8

Linear Sockets



Item#	Description	Pack	Type	Pin
Rotary				
A 50878-SU	SRT5PU	12	Rotary Lock	T5 Sockets
B 50870-SU	E815	12	Push-Up Shunted T8 Socket	T8 Sockets
50875-SU	E820	12	Push-Up Unshunted T12 Socket	T12 Sockets
C Push up				
50850-SU	E825	12	Push-Up Female Socket	T8 T12 Sockets
50855-SU	E830	12	Push-Up Male Socket	T8 T12 Sockets
D HO Push up				
50860-SU	E800	12	Push-Up Female HO Socket	T8 T12 Sockets
50865-SU	E805	12	Push-Up Male HO Socket	T8 T12 Sockets
E U Socket				
50881-SU	FL010-S	12	U Shunted	T8 Sockets
50880-SU	FL010 T12 U SOCKET	12	U Shunted	T12 Sockets



Electrical Tapes

Item#	Description	Pack	Color
07640-SU	E150/BK/10PK	20	Black
07641-SU	E172/BL/10PK	20	Blue
07642-SU	E174/GR/10PK	20	Green
07643-SU	E176/R/10PK	20	Red
07644-SU	E178/WH/10PK	20	White
40937-SU	B/R/GR/BL/WH/5PK	40	Mix Colors



Pull Chains

Item#	Description	Pack	Type	Finish	Cord Length
A Chain Switch					
04085-SU	E191	25	Chain Switch	Brass	125-250
04087-SU	E199/CD	24	Chain Switch	Brass	125-250
B Chain					
04000-SU	E170	24	Beaded Chain	Brass	36"
C Chain					
04005-SU	E171	24	Beaded Chain	Nickel	36"

Photo Control

Item#	Description	Pack	Type
A 85330-SU	LFX/STL/PC/MV	1v2	Button Style
B 97091-SU	Photo Control	12	Knockout Style



Flashlights \ Puck Light \ Lantern

Item#	Description	Pack	LED	Color	Batteries
A Tactical					
51003-SU	ELE/FL/TL/CD	12	15	Black	3 AAA (Included)
B Car Rechargeable					
51002-SU	ELE/FL/LCR/CD	25	1	Assorted Colors	Built-in (included)
C Mini					
51008-SU	LED FLASHLIGHT MIXED COLOR	24	1	Assorted Colors	1 AA (not included)
D Torch					
80690-SU	L150	12	9	Black	3 AAA (included)
E Blacklight					
51009-SU	ELE/FL/BLB/CD	10	9	Black	3 AAA (not included)
F Puck Light					
80650-SU	L100	24	3	Red & White	3 AAA (not included)
G Lantern					
80685-SU	L140	6	36	Black	4 D (not included)



Push Lights


Item#	Description	Pack	Batteries	Type	Style
A 04243-SU	E183	12	Not included	Battery Operated Push Light	Basket ball
B 04244-SU	E184	12	Not included	Battery Operated Push Light	Soccer ball



Desk Lamp

Item#	Description	Pack	Lumen	Color	Type	Info	Dimension (in)
Foldable Calendar							
80689-SU	CAL/LED/TL	40	500	5500K	Foldable LED Table Lamp w/ Calendar / Alarm Clock / Temperature	USB Rechargeable	1.60(w) 6.90(h) 1.10(d)

Night Lights



Item#	Description	Pack	Type	Style	Color
A 04066-SU	E163	12	Neon Glow Night Light	Oval	White
B 04039-SU	E162	12	Neon Glow Night Light	Square	White
C 04044-SU	E168	12	Decorative Night Light	Football	Brown

LED String Lights



Item#	Description	Pack	Length	Sockets	Bulb Type
80571-SU	EXT/LED/SL/24'/7S	1	24' Foot String Light (16 gauge)	7 Sockets	2Watt / 150 lm / S14 Bulb
80572-SU	EXT/LED/SL/48'/15S	1	48' Foot String Light (16 gauge)	15 Sockets	2Watt / 150 lm / S14 Bulb

Linkable



On / Off Remote Control




Comfort Latch



Plug



Foldable



Up/ Down Tilting



D

Work Lights

Item#	Description	Pack	Lights	Type	Wattage	Color	Lumens	Length
A	Corn Construction Light							
85262-SU	LFX/LED/CC/60W/50K/V2	1	1 Light	LED	60 Watt = (250W HID)	Orange	7500	6.90(w) 12.25(h) 120 (cord)
85263-SU	LFX/LED/CC/100W/50K/V2	1	1 Light	LED	100 Watt= (320W HID)	Orange	12500	6.90(w) 12.60(d) 120 (cord)
85264-SU	LFX/LED/CC/120W/50K/V2	1	1 Light	LED	120 Watt = (400W HID)	Orange	15000	6.90(w) 14.85(d) 120 (cord)
B	Cage String Light							
04223-SU	EX50-14/2/SL	1	5 Light	No Bulb	75 Watt	Yellow	-	50'
04226-SU	EX100-14/2/SL	1	10 Light	No Bulb	75 Watt	Yellow	-	100'
C	LED							
04364-SU	LFX/WL/30W/W Portable	6	1 Light	LED	30 Watt	Red	2000	4.7(w) 10.7(h) 8.0 (d)
D	Halogen							
04372-SU	QF501 Tower	2	1 Light	Halogen	500 Watt	Yellow	-	7.00 (w)11.00(h)120(cord)



A



B



C

Work Lights & Clamp Light Fixture

Item#	Description	Pack	Lights	Type	Wattage	Color	Lumens	Length
A	Clip-on							
04015-SU	E1201	12	1 Light	No Bulb	150 Watt Max	Aluminum	-	8.5"
	Drop Light							
B	04235-SU	12	1 Light	No Bulb	75 Watt Max	Red/Steel	-	25'
C	04230-SU	12	1 Light	No Bulb	75 Watt Max	Yellow	-	25'



A



B

LED Drivers with Battery & Fluorescent Ballast with Battery

Item#	Description	Pack	Wattage	mA
A LED Driver with Battery Backup				
88159-SU	EM/4W/LFX/HC		4 Watt	120
98369-SU	EM/5W/AC	25	5 Watt	
40203-SU	EM/8W/FLAT	10	8 Watt	170-320
88157-SU	EM/10W/BB213	20	10 Watt	200-400
88158-SU	EM/8W/BB213		8 Watt	160-320
B Fluorescent Ballast with Battery Backup				
40500-SU	BAL500	6	Compatible with most electronic standard and dimming AC ballasts.	
40700-SU	BAL700TD	6	Operates one 8W-14W T5, one 17W-40W T8 through T12, one 13W-39W 4-pin compact or one 18W-36W 4-pin long compact fluorescent lamps	

Batteries



Item#	Description	Pack	Volts	Amps	Dimension (in)
40015-SU	B6V4A	10	6	4	3.87"H x 2.75"W x 1.75"D
40030-SU	B6V6A	10	6	6	3.75"H x 1.33"W x 6.00"D
40045-SU	B6V7A	10	6	7	3.75"H x 1.33"W x 6.00"D
40060-SU	B6V8A	10	6	8	4.50"H x 2.25"W x 3.88"D
40000-SU	B6V10A	10	6	10	3.75"H x 2.00"W x 6.00"D
39999-SU	B6V12A	10	6	12	3.95"H x 2.00"W x 6.00"D


Ballast



A



B



C

Item#	Description	Pack	Type	Lights	Voltage	ANSI Code
A Fluorescent Circline						
40130-SU	SB122/32C120	20	FC8 & FC12	2	120	
40100-SU	SB122C120	60	FC8	1	120	
40110-SU	SB132C120	60	FC12	1	120	
B Fluorescent						
40170-SU	SB254HOMV	10	F54T5/HO	2	120-277	
40175-SU	SB454HOMV	10	F54T5/HO	4	120-277	
40155-SU	SB232MV	12	F32T8	2	120-277	
40165-SU	SB432MV	10	F32T8	4	120-277	
40205-SU	SB259MV	10	F96T8	2	120-277	
C HID						
40410-SU	SB70/H/QT	1	HPS70	70	120/208/240/277	S62
40415-SU	SB100/H/QT	1	HPS100	100	120/208/240/277	S54
40420-SU	SB150/H/QT	1	HPS150	150	120/208/240/277	S55
40335-SU	SB1000/MH/QT	1	MH1000	1000	120/208/240/277	M47
40321-SU	SB175PS/MH/QT	1	MH175	175	120/208/240/277	M137/M152
40326-SU	SB250PS/MH/QT	1	MH250	250	120/208/240/277	M138/M153

OPEN ACCOUNT

New accounts are subject to approval. For credit applications, customers should submit a Sunlite credit application, and allow two weeks for processing. We will notify you accordingly.

PAYMENT TERMS

Net 30 days subject to credit approval. All past due invoices are subject to a 2.5% interest charge per month the invoice remains unpaid. C.O.D. A check must be presented to the courier upon delivery of all C.O.D. shipments. All C.O.D. fees are the responsibility of the customer. Drop shipment service is not available on C.O.D. orders.

ORDER PROCESSING

Our goal is to process your order in the most efficient way possible and to ship the same day. You can place an order via phone (800.605.BULB or N.Y.C. Customers 718.768.7000), email (sales@sunlite.com), or fax (New York 718.768.0970 or Florida 954.316.6019).

Our operating hours are Monday - Thursday 8:00 am - 6:30 pm and Friday 8:00 am - 4:00 pm EST. Orders will ship the SAME DAY if placed before cut-off times.

MINIMUM ORDER

There is a \$100 minimum order. Orders under \$100 will be charged a \$10 small order fee.

ADDING TO AN ORDER

We will do our best to add to an existing order. However, if it's not possible, we will treat it as a new order and must comply with all terms of a new order.

BACKORDERS

All backorders will be shipped as soon as possible. If the customer has a "NO BACKORDER POLICY," it must be communicated at the time the order is placed. If the original order is subject to freight allowance, and the backorder falls below minimum freight allowed, the back order shipment may be subject to freight charges.

CANCELING AN ORDER

We will try to comply with your request to cancel an order. However, we can't be responsible for cancellations. Canceling an order may be subject to a restocking charge, depending on the status of the order in our system.

SHIPPING & DROP-SHIP

We provide convenient FREE delivery in local N.Y. Tri-State area. Make sure you check with our Customer Service department to see if your business falls within the local delivery area and if your order amount reaches the minimum level. A service charge will be applied to shipments delivered to a destination other than the customer's physical location for orders less than \$300. Any damages or additional standard fees (e.g. handling charge, re-delivery charge, etc...), are at the sole responsibility of the ordering customer.

FREIGHT

All shipments are FOB Brooklyn, NY. Full freight is allowed on orders totaling \$1,300.00 or more for product delivering east of the Mississippi, and \$1,500.00 for orders delivering west of the Mississippi, excluding Hawaii, Alaska, and Puerto Rico. * Freight charges which were originally allowed, may be added to an outstanding invoice that is not paid within its allowed terms (usually 30 days). The freight allowance EXCLUDES any oversized boxes that are greater than four feet (i.e. 5ft. fluorescent lamps, fixtures, etc...).

* Freight allowed policy only applies to orders sold at STANDARD DISTRIBUTOR NET pricing. Any discounted orders will void any freight allowed. Any exceptions will be at the sole discretion of Sunshine Lighting.

Handling Fees: For all FedEx, UPS, USPS, and other express services shipped on customer's account or 3rd party accounts, each order is subject to a handling charge of up to \$6.50 per box base on dimensional weight.

PACKAGING

All packages are packed with great care using the best packing methods available. If damages occur in transit, "DO NOT REFUSE THE SHIPMENT." It will cause unnecessary shipping expenses and delays in your order. File a claim with the courier for the loss or damage. The courier is responsible for breakage during transit. We will try to assist you in collecting your claims for loss or damage.

RETURNS

All damages or shortages must be reported within 24 hours of delivery. Returns will not be accepted without a written RMA (Return merchandise authorization).

No returns will be allowed for Special Orders, Non-Stocked MTO (made to order). All merchandise is to be returned in the original packaging and is in excellent condition for resale. Credits will be issued once we complete an inspection of returned merchandise.

Defective non-LED items will be replaced up to 6 months from the time of purchase, and a valid purchase order or number to reference

Sunshine Lighting reserves the right to refuse non-confirmed RMA's.

Restocking fees & Timeframe

15% - 25% restocking fee may apply for returns within 30 days, depending on the condition of the merchandise. Restocking fees do not include truck pick-up.

30% - 40% restocking fee will apply for returns after 30 days. Restocking fees do not include truck pick-up.

No returns after 60 days without authorization from Management, there will also be up to a 50% restocking fee.

PRICES

Prices are subject to change without any notice.

SPECIFICATIONS

Due to the rapid advancement of LED technology, specifications and product images are subject to change without notice.

PRODUCT DESCRIPTIONS

We are not responsible for any typographical errors.

SIZES & MEASUREMENTS

All sizes and measurements are in inches, except where specified. Actual product sizes may vary.

Sunshine Lighting
744 Clinton Street
Brooklyn, NY 11231

